



*Tollycraft I*



**YOU ARE ABOUT TO LOOK** at the finest fleet of luxury cruisers afloat. Two fleets, in fact — the luxuriously Royal fleet, with famous all-fiberglass PLiCOR double hulls, and the new Regent fleet, excitingly elegant with conventional all-fiberglass hulls. Building only the finest cruisers, with careful craftsmanship and exacting quality standards, has made Tollycraft the largest and most respected manufacturer of luxury pleasure cruisers on the West Coast.

Tollycraft's exclusive PLiCOR process with its unique I-beam reinforced double hull makes a PLiCOR hull superior by every standard over ordinary fiberglass. Our PLiCOR hulls are much more rigid, more buoyant, weigh 30 percent less than ordinary hulls. They deliver more speed, are smoother, give greater economy of operation. They are safer, quieter. Condensation is absolutely minimized, resin odors completely eliminated. PLiCOR is a significant factor in the superior performance of Tollycraft Royal cruisers.

Tollycraft interiors are designed to provide the utmost in comfort and convenience, with particular attention paid to those extra touches that mean so much to the woman boater. They are appointed and harmonized to be gracious centers of entertaining and family enjoyment. Luxury is expressed in the finest carpeting, draperies and upholstery, enhanced by the gleaming richness of imported mahogany paneling. We hope you will enjoy looking at our cruisers on these pages. We know you will enjoy coming aboard at our dealer marinas.






the  
royal  
40



**PLiCOR**



TOLLYCRAFT'S ROYAL 40 is the proud new queen of the fleet. Bold and beautiful of line, this luxurious tri-cabin has the famous all-fiberglass PLiCOR hull. Many new features are designed into the handsomely appointed interiors, richly paneled and carpeted throughout. Palatial main salon, two private staterooms, gourmet-styled galley, shower and two heads. Truly a yacht for gracious living and entertaining afloat.



the  
royal  
34






TOLLYCRAFT'S ROYAL 34 surrounds family and guests in elegance and comfort. Spacious double-cabin quarters include head with shower. Luxurious salon, cockpit lounge and sun-decks are ideal for social entertaining and pleasant, far-ranging cruising. Remarkable handling performance with the modified deep-V PLiCOR hull. With optional command bridge and aft glassed enclosure, a yacht to satisfy every dream.



# the royal 30



**PLI COR**









TOLLYCRAFT'S ROYAL 30 double cabin cruiser handles a crowd with ease. The unique arrangement sleeps eight and has room for more, offers features usually found only on larger cruisers including separate galley and dinette. Spacious cabin interiors with paneling, deep-pile carpets, sliding-door privacy. Inviting and comfortable sun-decks topside. Smooth, sure performer with PLICOR hull. A sociable crowd-pleaser.




the  
royal  
28









**PLI COR**



TOLLYCRAFT'S ROYAL 28 is pleasant cruising, whether dashing Express with its invitation to friendly parties and family living, or salty Sportfisher with flying bridge and elbow-room cockpit for serious fishing. Both have the luxury traditional with Tollycraft, the quality built in by the most careful craftsmen in the industry. Sportfisher with optional inside control station . . . or Express with accent on year-round fun? It makes a delightful choice.



# the royal 24







TOLLYCRAFT'S ROYAL 24 is bound for adventure. Roam far and wide over land and sea, this beautiful Royal Express or Sport-fisher rides snugly with you on its trailer. Here is a cruiser designed for enjoying life on the water, with the conveniences to please a woman, the performance to please a man. And this versatile cruiser has a PLiCOR hull, the finest and strongest afloat. Ideal for the family with a wanderlust.



# the regent 28



TOLLYCRAFT'S REGENT 28, with all of our traditional elegance and craftsmanship, has a conventional all-fiberglass hull. The modified deep-V Conolift styling gives superb handling and performance in all waters. Long-ranging, spacious and richly appointed, the new Regent Express and Sportfisher cruisers give you Tollycraft luxury, at a moderate price.





# the regent 24




TOLLYCRAFT'S REGENT 24 Express and Sportfisher cruisers, with conventional all-fiberglass hulls, are new, excitingly styled and even more excitingly priced. Ruggedly built performers, beautiful and comfortable for family and friends. Trailer to any horizon. If you've longed for the luxury and prestige of owning a Tollycraft, the Regent 24 is for you.



the  
tollyhome  
36







TOLLYCRAFT'S TOLLYHOME 36 is the finest houseboat ever built. The finest craftsmanship, from gleaming fiberglass hull and superstructure to smallest engineering detail. The finest interiors, with rich pecan paneling, thick carpets, decorator-styled cupboards, beautiful bathroom with shower and marbelized sink, a delightful array of built-in conveniences. Your family can entertain in the roomy forward lounge or relax in the comfortable aft living room. Take a stroll around the deck, sprawl out on the upper sun-decks, make yourself at home. The same demanding standards that have earned Tollycraft's reputation as a builder of the finest luxury cruisers now make our Tollyhome a new standard of luxury houseboating. We are proud of it.



| SPECIFICATIONS  | ROYAL              |                |                    |                |                 |                    |              | REGENT             |                |                    |                | TOLLYHOME | STANDARD EQUIPMENT<br>Comfort and Appearance Group | ROYAL              |                |                    |                |                 |                    |              | REGENT             |                |                    |                | TOLLYHOME |   |   |
|---|--------------------|----------------|--------------------|----------------|-----------------|--------------------|--------------|--------------------|----------------|--------------------|----------------|-----------|--|--------------------|----------------|--------------------|----------------|-----------------|--------------------|--------------|--------------------|----------------|--------------------|----------------|-----------|---|---|
|   | 24 EXPRESS CRUISER | 24 SPORTFISHER | 28 EXPRESS CRUISER | 28 SPORTFISHER | 30 DOUBLE CABIN | 34 EXPRESS CRUISER | 40 TRI-CABIN | 24 EXPRESS CRUISER | 24 SPORTFISHER | 28 EXPRESS CRUISER | 28 SPORTFISHER |           |  | 24 EXPRESS CRUISER | 24 SPORTFISHER | 28 EXPRESS CRUISER | 28 SPORTFISHER | 30 DOUBLE CABIN | 34 EXPRESS CRUISER | 40 TRI-CABIN | 24 EXPRESS CRUISER | 24 SPORTFISHER | 28 EXPRESS CRUISER | 28 SPORTFISHER |           |   |   |
| Centerline length                                     | 23'8"              | 23'8"          | 27'7"              | 27'7"          | 30'2"           | 33'7"              | 40'2"        | 23'8"              | 23'8"          | 27'7"              | 27'7"          | 36'2"     | African mahogany interior                          | •                  | •              | •                  | •              | •               | •                  | •            | •                  | •              | •                  | •              | •         | • | • |
| Beam  | 8'0"               | 8'0"           | 10'7"              | 10'7"          | 11'5"           | 12'3"              | 13'4"        | 8'0"               | 8'0"           | 10'7"              | 10'7"          | 12'0"     | Bow eye  | •                  | •              |                    |                |                 |                    | •            | •                  | •              | •                  |                |           |   |   |
| Freeboard fore  | 43"                | 43"            | 52"                | 52"            | 53"             | 69"                | 79"          | 43"                | 43"            | 52"                | 52"            | 36"       | Carpet on cabin floors                             | •                  | •              | •                  | •              | •               | •                  | •            | •                  | •              | •                  | •              | •         | • | • |
| Freeboard aft   | 29"                | 29"            | 39"                | 39"            | 40"             | 45"                | 54"          | 29"                | 29"            | 39"                | 39"            | 36"       | Carpet on interior hull sides                      | •                  | •              | •                  | •              | •               | •                  | •            | •                  | •              | •                  | •              | •         | • | • |
| Draft   | 34"                | 34"            | 26"                | 26"            | 27"             | 30"                | 38"          | 34"                | 34"            | 26"                | 26"            | 24"       | Deck box   |                    |                |                    |                | •               |                    |              |                    |                |                    |                |           | • |   |
| Cabin headroom  |                    |                |                    |                |                 |                    | 6'4"         |                    |                |                    |                | 6'5"      | Convertible dinette                                | •                  |                | •                  | •              | •               |                    | •            |                    |                | •                  | •              | •         | • |   |
| Fuel capacity   |                    |                |                    |                | 140             | 160                | 300          |                    |                |                    |                | 110"      | Daveno in salon sleeps two                         |                    |                |                    |                |                 | •                  |              |                    |                |                    |                |           | • |   |
| Fresh water capacity                                  | 15                 | 15             | 32                 | 32             | 50              | 50                 | 150          | 15                 | 15             | 32                 | 32             | 70        | Liquor, dish and glassware cabinet                 |                    |                |                    |                |                 | •                  |              |                    |                |                    |                |           | • |   |
| Sleeping accommodations                               | 4                  | 2              | 4                  | 4              | 8               | 6                  | 6            | 4                  | 2              | 4                  | 4              | 6         | Dish storage locker                                | •                  | •              | •                  | •              | •               | •                  | •            | •                  | •              | •                  | •              | •         | • | • |
| Approximate weight                                    | 3,960              | 3,560          | 6,500              | 6,500          | 9,000           | 10,000             | 16,000       | 3,960              | 3,560          | 6,500              | 6,500          | 12,000    | Electric horn                                      | •                  | •              | •                  | •              | •               | •                  | •            | •                  | •              | •                  | •              | •         | • | • |
| STANDARD EQUIPMENT<br>Mechanical and Structural Group |                    |                |                    |                |                 |                    |              |                    |                |                    |                |           | Electric air horn                                  |                    |                |                    |                |                 | •                  |              |                    |                |                    |                |           |   |   |
|   |                    |                |                    |                |                 |                    |              |                    |                |                    |                |           | Electric fuel gauge                                | •                  | •              | •                  | •              | •               | •                  | •            | •                  | •              | •                  | •              | •         | • | • |
| Inboard/outdrive power                                | •                  | •              |                    |                |                 |                    |              | •                  | •              |                    |                | •         | Enclosed head                                      | •                  | •              | •                  | •              | •               | •                  | 2            | •                  | •              | •                  | •              | •         | • | • |
| 225 hp engine 1.5 to 1 Red.                           |                    |                | •                  | •              |                 |                    |              |                    |                | •                  | •              | •         | Fish pole rack                                     |                    |                |                    | •              |                 |                    |              |                    |                |                    |                | •         |   |   |
| Twin 225 hp Red. v-drive                              |                    |                |                    |                | •               |                    |              |                    |                |                    |                |           | Fire extinguishers                                 | 1                  | 1              | 2                  | 2              | 2               | 2                  | 2            | 1                  | 1              | 2                  | 2              | •         |   |   |
| Twin 225 hp Red. drive                                |                    |                |                    |                |                 | •                  | •            |                    |                |                    |                |           | Mirror in head                                     | •                  | •              | •                  | •              | •               | •                  | •            | •                  | •              | •                  | •              | •         | • |   |
| Adjustable rubber engine mounts                       | •                  | •              | •                  | •              | •               | •                  | •            | •                  | •              | •                  | •              | •         | Hanging clothes locker                             |                    | •              | •                  | •              | •               | •                  | •            | •                  | •              | •                  | •              | •         | • |   |
| Batteries, heavy duty 12 volt                         | 1                  | 1              | 1                  | 1              | 2               | 2                  | 4            | 1                  | 1              | 1                  | 1              | •         | Mahogany faced molded drawers                      |                    |                | •                  | •              | •               | •                  | •            |                    |                |                    |                |           |   |   |
| Bronze underwater fittings                            |                    |                | •                  | •              | •               | •                  | •            |                    |                | •                  | •              |           | Galley water pump                                  | •                  | •              |                    |                |                 |                    | •            | •                  | •              | •                  | •              | •         |   |   |
| Command bridge  |                    |                |                    | •              |                 |                    | •            |                    |                |                    |                |           | Pressure water system                              |                    |                | •                  | •              |                 |                    |              |                    |                |                    |                | •         |   |   |
| Command bridge windshield                             |                    |                |                    | •              |                 |                    | •            |                    |                |                    |                |           | Pressure hot and cold water                        |                    |                |                    | •              | •               | •                  |              |                    |                |                    |                | •         |   |   |
| Dual control stations                                 |                    |                |                    |                |                 |                    | •            |                    |                |                    |                |           | Pastry board                                       | •                  | •              | •                  | •              | •               | •                  | •            | •                  | •              | •                  | •              | •         | • |   |
| Full instrumentation                                  | •                  | •              | •                  | •              | •               | •                  | •            | •                  | •              | •                  | •              | •         | Electric refrigerator, 9.5 cu. ft.                 |                    |                |                    |                |                 | •                  |              |                    |                |                    |                |           |   |   |
| Cabin top handrails                                   | •                  |                | •                  |                | •               | •                  | •            | •                  |                | •                  |                |           | Ice refrigerator                                   |                    |                | •                  | •              | •               | •                  |              |                    |                | •                  | •              | •         | • |   |
| Cockpit handrails                                     | •                  | •              | •                  | •              |                 |                    |              |                    |                |                    |                |           | Seat with cushion in aft cockpit                   | •                  |                |                    |                |                 |                    |              |                    |                |                    |                |           |   |   |
| Hinged forward deck hatch                             | •                  | •              | •                  | •              | •               | •                  | •            | •                  | •              | •                  | •              |           | Sink in head                                       |                    |                | •                  | •              | •               | •                  | 2            |                    |                | •                  | •              | •         | • |   |
| Hard top  |                    |                |                    |                | •               |                    |              |                    |                |                    |                |           | Molded fiberglass shower stall                     |                    |                |                    |                | •               | •                  |              |                    |                |                    |                |           | • |   |
| Heavy duty rack and pinion steering                   |                    |                | •                  | •              | •               | •                  | •            |                    |                | •                  | •              | •         | Shower drain pump                                  |                    |                |                    |                | •               | •                  |              |                    |                |                    |                |           | • |   |
| Hydraulic reverse gear                                |                    |                | •                  | •              | •               | •                  | •            |                    |                | •                  | •              |           | Privacy doors                                      |                    |                |                    | 1              | 1               | 2                  |              |                    |                |                    |                |           | • |   |
| International running lights                          | •                  | •              | •                  | •              | •               | •                  | •            | •                  | •              | •                  | •              | •         | Window screens                                     | •                  | •              |                    |                |                 |                    | •            |                    |                | •                  |                |           | • |   |
| Mufflers  |                    |                |                    |                |                 | •                  |              |                    |                |                    |                |           | Ships bell   |                    |                | •                  | •              | •               | •                  | •            |                    |                | •                  | •              | •         | • |   |
| Port lights with screens                              |                    |                |                    |                |                 | 2                  | 4            |                    |                |                    |                |           | Swivel pilot arm chair                             |                    |                |                    |                |                 | •                  |              |                    |                |                    |                |           |   |   |
| Power tilt  | •                  | •              |                    |                |                 |                    |              | •                  | •              |                    |                | •         | Two sleeperette seats on bridge                    |                    |                |                    |                |                 | •                  |              |                    |                |                    |                |           |   |   |
| Storage compartments in cockpit                       | •                  | •              | •                  | •              | •               | •                  | •            | •                  | •              | •                  | •              |           | Stern flagstaff with light                         | •                  | •              | •                  | •              | •               | •                  | •            | •                  | •              | •                  | •              | •         | • |   |
| Sliding cabin windows                                 | •                  | •              | •                  | •              | •               | •                  | •            | •                  | •              | •                  | •              | •         | 3 burner propane range with oven                   |                    |                | •                  | •              | •               | •                  |              |                    |                |                    |                |           | • |   |
| Bridge ladder, stainless steel                        |                    |                |                    | •              |                 |                    | •            |                    |                |                    | •              | •         | 3 burner electric range with oven                  |                    |                |                    |                |                 | •                  |              |                    |                |                    |                |           |   |   |
| Bridge railings, stainless steel                      |                    |                |                    | •              |                 |                    | •            |                    |                |                    | •              |           | 2 burner alcohol stove                             |                    |                |                    |                |                 | •                  |              |                    |                | •                  | •              |           |   |   |
| Self-bailing cockpit                                  | •                  | •              | •                  | •              | •               | •                  | •            | •                  | •              | •                  | •              |           | Marine toilet                                      | •                  | •              | •                  | •              | •               | 2                  | •            | •                  | •              | •                  | •              | •         | • |   |
| Transom door  |                    |                |                    |                |                 |                    | •            |                    |                |                    |                |           | Drop leaf table                                    |                    |                |                    | •              |                 |                    |              |                    |                |                    |                |           |   |   |
| Transom drain plug                                    | •                  | •              |                    |                |                 |                    |              | •                  | •              |                    |                |           | Hi-lo table  |                    |                |                    |                | •               |                    |              |                    |                |                    |                |           |   |   |
| Vapor proof switches                                  |                    |                |                    |                | 2               | 2                  | 2            |                    |                |                    |                | •         | 110 volt shore connection                          |                    |                |                    | •              | •               | •                  |              |                    |                |                    |                |           | • |   |
| Vented bridge windshield                              | •                  | •              | •                  |                |                 |                    |              | •                  | •              | •                  |                |           | Polarity indicator                                 |                    |                |                    | •              | •               | •                  |              |                    |                |                    |                |           |   |   |
| Ventilated engine and fuel compart.                   | •                  | •              | •                  | •              | •               | •                  | •            | •                  | •              | •                  |                | •         | Vinyl floor in galley                              |                    |                |                    | •              | •               | •                  |              |                    |                |                    |                |           | • |   |
| Zinc electrolysis plate                               | •                  | •              | •                  | •              | •               | •                  | •            | •                  | •              |                    |                | •         | Vinyl floor in head                                | •                  | •              | •                  | •              | •               | •                  | •            | •                  | •              | •                  | •              | •         | • |   |



