


FOLLYCRAFT



one standard of excellence in boat design & construction



TOYOTA CRYSTAL



*CONOLIFT



level air-smooth ride

This remarkable new hull design is primarily a modified deep vee type featuring longitudinal planing stabilizers (L.P.S.) scientifically placed to achieve maximum directional stability.

Designed by Ed Monk, the CONOLIFT* differs from similar designs in that the L.P.S. has been eliminated in the forward section, considerably lessening noise and slapping.

Modified deep vee bottom makes possible single screw power, thus the boat is easier to steer and more stable when at rest. It is also about 18% faster under way with less power than the deeper vee hulls require.

The CONOLIFT* hull with level air-smooth ride is available on four sizes in Tollycraft 1964 models. See them at your local dealer.

Boating . . .

Perhaps, as a child, you dreamed of setting out on a raft to see the world.

This was a feeling of escape, of adventure . . . the romantic anticipation of all that lay beyond distant horizons.

Today, to thousands of adults, this feeling continues in the universal sport of boating.

We invite you to share this feeling as you turn these pages. The Tollycraft one standard of excellence in boat design and construction has never been so apparent as in these beautiful new models.

The wonderful pleasure of boating lies ahead . . . yours for the asking in the 1964 Finest Fleet Afloat . . . from Tollycraft.



17' SPORTABOUT



The ultimate in a fast boat . . . unequalled in performance. 185 or 215 hp Interceptor V-8 motor gives speeds up to 52 mph. Look behind to see the others coming. This patrician beauty puts you way out in front!

Boating is on-the-water excitement aboard these 17' runabouts from Tollycraft. Fast, portable, and economical . . . a pleasure to view . . . unbelievably exciting at the helm or in the all-out fun of water skiing! The streamlined beauty of gleaming mahogany hulls and luxurious color-coordinated vinyl upholstery and deck coverings makes them the talk of the waterways!



17' ROUSTABOUT



A rugged beauty . . . ideal for water skiing or day cruising in your favorite waters. Give it the full power of a big outboard and still achieve the soft smooth ride expected in a Tollycraft.

17' TOLVO



This sleek new Tollycraft flattens the waves. 110 hp Volvo-Penta gives full speed ahead for out-of-the-way exploration or the fast, carefree pleasure of water sports. Outdrive gives you extra economy and trailerability.



Specifications

Over-all length	17' 1"
Beam	6' 7"
Freeboard forward and aft	28" and 21"
Bottom Planking	Marine fir plywood 3/8", 5 ply, fiberglass covered
Side planking	African mahogany, 10 mm, 7 ply
Fuel capacity	32 gal. (optional on Roustabout)
Seats	6



20' CRUISETEER



A compact cruiser for those who enjoy their boating pleasures. Cruise in it, fish from it, ski behind it . . . take your choice for fun and relaxation on the water aboard this versatile beauty.

Boating is exploring out-of-the-way places . . . aboard these 20' cruisers from Tollycraft. Fast, comfortable, economical . . . and portable as a runabout! There's no limit to the possibilities of fun-filled days aboard! Explore those hidden lakes and rivers you've always dreamed of . . . cruise majestic waterways and secluded salt water coves . . . or go all out for the speed and excitement of water skiing. Level, air-smooth ride is assured at all times with the remarkable new CONOLIFT* hull.



20' WEEKENDER



The comforts of a miniature yacht and the speed and portability of a runabout. Powered by a 110 hp Volvo-Penta outdrive. Here is boating economy for the cruising family who trailer their boat.



Luxurious color-coordinated cabins with glowing teak finish mahogany paneling.



Specifications

Center-line length	20' 3"
Beam	7' 8"
Freeboard forward and aft	43" and 34"
Headroom in cabin	5' 4½"
Bottom planking	Marine fir plywood ¾", 5 ply, fiberglass covered
Side planking	African mahogany plywood, 10 mm, 7 ply
Fuel capacity	40 gal.
Water capacity	5 gal.
Sleeps	2
CONOLIFT* hull	

BRONZE FASTENINGS USED THROUGHOUT— For list of standard equipment contact your nearest Tollycraft dealer.




24' TRAVELER



An outboard with plenty of elbow room for the young family. Economy and portability features make possible those family excursions to out-of-the-way places . . . your ticket to all around boating pleasure in one lovely package.

Boating is family fun



aboard 24' cruisers from Tollycraft. Boating is ideal for the warm companionship of family outings . . . the pleasure of being together on the water. And these compact beauties are designed with families in mind! Modern galley accommodations, dinette, and luxurious decorator color-coordinated interiors will please the "First Mate." Roomy cabins and safe non-skid decks are just right for the "Crew." For the "Captain" there is the smooth air-level ride and easy handling ability of the new CONOLIFT* hull. Family excursions have never been such a breeze. "All aboard," says the "Captain" to his "Crew." And there's fun and excitement in store on the waterways!



24' VACATIONER

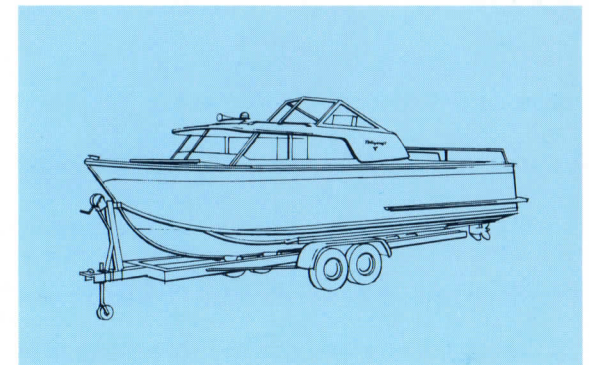


Specifications

Center-line length	24' 1"
Beam	8'
Freeboard forward and aft	50" and 38"
Headroom in cabin	6' 1/2"
Bottom planking	Marine fir plywood, 1/2", 5 ply, fiberglass covered
Side planking	African mahogany plywood, 10 mm, 7 ply
Fuel capacity	66 gal. (Vacationer)
Water capacity	12 gal.
Sleeps	4
CONOLIFT* hull	

BRONZE FASTENINGS USED THROUGHOUT— For list of standard equipment contact your nearest Tollycraft dealer.

New to Tollycraft this year. And a standout! Designed with the family in mind, this compact cruiser features economy, comfort, smart appearance plus trailerability. A real "home away from home" on the water. Available in outdrive or inboard models.



27' Voyager



An unequalled utilization
of interior space in the
decorator color-
coordinated cabin with
glowing teak finish
mahogany paneling . . .
three-burner range with
oven . . . marine head
. . . roomy dinette
. . . sleeps four.

Boating is a world of scenic beauty

aboard the Tollycraft 27' VOYAGER. You are the pilot to endless scenic vistas
. . . the romantic grandeur of forested hills and mountains . . . the sunlit
beauty of sand-swept beaches . . . the magnificence of city skylines . . . the
shaded mystery of hidden coves and rivers . . . all these are yours . . . a world
of beauty bounded only by the waterways it touches upon.

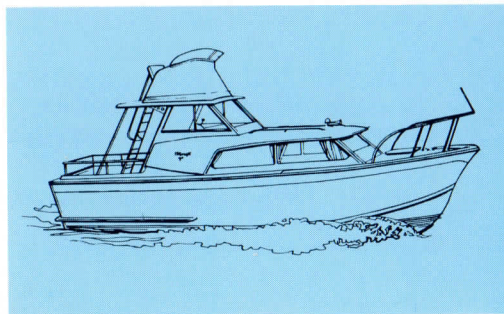




Specifications

Center-line length	27' 2"
Over-all length	27' 5"
Beam	10' 3"
Freeboard forward and aft	55" and 39"
Headroom in cabin	6' 2"
Bottom planking	Marine fir plywood, 1/2", 5 ply, fiberglass covered
Side planking	Marine fir plywood, 1/2", 5 ply, fiberglass covered
Fuel capacity	108 gal.
Water capacity	32 gal.
Water tight bulkheads	two
Standard power	220 hp Gray Marine, direct drive
CONOLIFT* hull	

The level air-smooth ride of the all-new CONOLIFT* hull will add the touch of perfection to your boating pleasures. Optional command bridge model (below) gives sweeping marine view for sport fishing and extra docking control.



BRONZE FASTENINGS USED THROUGHOUT— For list of standard equipment contact your nearest Tollycraft dealer.



32' Explorer



Boating is a new world of pleasure...



... aboard the Tollycraft 32' EXPLORER. Being on the water has a way of opening up new feelings . . . new thoughts . . . new excitement. Suddenly you acquire a new freedom . . . the day's cares and problems are left on the shore. Fish, entertain, or cruise to those far-away places you've always dreamed of. This is a complete new world of pleasure . . . you'll know the feeling the first time you head out to sea.



Luxurious cabin interiors . . . color-coordinated fabrics, carpets and drapes . . . modern galley . . . three-burner range with oven . . . private head . . . glowing hand-rubbed teak finish mahogany paneling . . . sleeps six . . . new CONOLIFT* hull gives smooth level ride at all times.

Optional command bridge model gives sweeping marine view for sport fishing, and extra docking control.



Specifications

Over-all length	32' 1"
Draft	2' 4"
Beam	11' 3½"
Freeboard forward and aft	68" and 41"
Bottom planking	Marine fir plywood, ⅝", 7 ply, fiberglass covered
Side planking	Marine fir plywood, ½", 5 ply, fiberglass covered
Fuel capacity	140 gal.
Water capacity	40 gal.
Water tight bulkheads	two
Standard power	Twin 220 hp Gray Marine, direct drive
Speed	20 mph cruising, 38 mph top
CONOLIFT* hull	


BRONZE FASTENINGS USED THROUGHOUT— For list of standard equipment contact your nearest Tollycraft dealer.



36' Tri-cabin Mariner



Boating is a time for friends



aboard the Tollycraft 36' TRI-CABIN MARINER. Take those special people along for a holiday they'll never forget . . . enjoy relaxing sun-filled days . . . give them the thrill of taking the wheel . . . rendezvous with others for a boating party in some out-of-the-way cove. This is boating at its best . . . your pleasure is as wide and handsome as the waters surrounding you . . . when it is shared with others.



Two luxurious staterooms and salon . . . decorator color-coordinated fabrics, carpets and drapes . . . gleaming hand-rubbed interior mahogany paneling in teak finish . . . modern L-shaped galley with three-burner range and oven . . . formica galley ledge . . . stainless steel sink . . . electric refrigerator . . . two heads, one with shower . . . sleeps six.

Specifications

Center-line length	36'
Draft	2' 6"
Beam	11' 11½"
Freeboard forward and aft	61" and 40"
Headroom in cabin	6' 2"
Bottom planking	⅝" Marine fir plywood, 7 ply, fiberglass covered
Side planking	½" Marine fir plywood, 7 ply, fiberglass covered
Fuel capacity	200 gal.
Water capacity	80 gal.
Water tight bulkheads	two
Standard power	Twin 225 hp Gray Marine, 1.91:1 reduction
Speed	20 mph cruising, 32 mph top

BRONZE FASTENINGS USED THROUGHOUT— For list of standard equipment contact your nearest Tollycraft dealer.



43' Adventurer



Boating is a dream come true...

aboard the Tollycraft 43' ADVENTURER. This is true sea-going luxury . . . the Queen of the Tollycraft Fleet. At the touch of a switch, the turn of a wheel, all your childhood dreams of exploration become reality as the wonderful world-on-the-water unfolds itself before you . . . your adventures are bounded only by the endless wonder of distant horizons. All this is yours. All this is possible. The magic world of boating is indeed a dream come true .



Three luxurious staterooms . . . two heads, one with shower . . . wide, walk-around decks . . . owner's choice of fabric and color in carpet, upholstery, and tile . . . gleaming hand-rubbed interior mahogany paneling in teak finish . . . modern L-shaped galley with three-burner range and oven . . . sleeps six . . . round bottom full lapstrake hull produces a soft smooth ride and extreme seaworthiness . . . extended cruising up to 400 miles.

Specifications


Center-line length	43' 4"
Draft	2' 10"
Beam	13' 4"
Freeboard forward and aft	72" and 52"
Bottom and side planking	5/8", 7 ply, African mahogany, Chem-seal Thiokol on laps
Fuel capacity	388 gal.
Water capacity	150 gal.
Water tight bulkheads	two
Standard power	Twin 280 hp Gray Marine, 2.5:1 reduction
Speed	20 mph Cruising, 27 to 28 mph with optional engine power

BRONZE FASTENINGS USED THROUGHOUT— For list of standard equipment contact your nearest Tollycraft dealer.





One standard of excellence



Men, not machines, build fine wood boats. There are few opportunities today for old-fashioned hand-craftsmanship, but if you visit the Tollycraft plant at Kelso, Washington, you will discover one of them. At Tollycraft, every man is a highly skilled craftsman. He works with the best materials, under pleasant conditions, and he's proud of his accomplishment. The sleek finished boat he helps assemble is the next thing to a "custom" boat.

Tollycraft owners know this. They sense it the moment they take the helm. They experience it every time they run their hands over the polished brightwork. They are reminded of it every time they pass another boat. No other boating manufacturer can assure its customers this one standard of excellence in boat design and construction. When you have a Tollycraft, you truly are a member of the finest fleet afloat.

Let your authorized Tollycraft dealer help guide you in the selection of the Tollycraft boat that is right for you. He'll give you many helpful facts about construction, safety, and convenience features that you'll want to know before you purchase any boat. He can add to your boating pleasure with good advice about the waters best suited to your own boating needs and interests, family size and budget. Remember, he's the man to see for factory authorized service, because he thoroughly knows every boat in Tollycraft's Finest Fleet Afloat. TOLLYCRAFT CORPORATION / KELSO, WASHINGTON



Boating at its finest . . . Tollycraft

Boats shown may have optional extras installed. Consult your nearest dealer, or write to TOLLYCRAFT, for standard equipment list. ■ Speeds shown herein have been attained under favorable conditions but can vary with load or other factors, and are not guaranteed. ■ Color-coordinated interiors by Portland decorator, Vivian Kemthorn. ■ TOLLYCRAFT reserves the right to make changes in colors, specifications and design without incurring any obligation thereon. ■ For list of standard equipment on each boat contact your nearest Tollycraft dealer or write direct to Tollycraft Corporation, P. O. Box 390, Kelso, Washington.